



# Dingley Village Men's Shed Inc.

Inc: A01 02864R

ABN: 63 521 219 011

PO Box 32, DINGLEY VILLAGE, VIC. 3172

email: [secretary@dvms.org.au](mailto:secretary@dvms.org.au)


web: [www.dvms.org.au](http://www.dvms.org.au)

## JUNE 2021 NEWSLETTER

### What's been happening

#### **Braeside Park Tour - May 26th.**

For all of you that missed out on participating in the PARK TOUR, you really missed a great opportunity to see parts of Braeside Park that are not easily accessed and even some sections not open to the general public. Combine this with a commentary by Park Ranger, Digger (Bryan Welbourne), we were able to get an appreciation of the history of this great public asset.



*Braeside Park. Photographer John Madge.*

Digger has been an instrumental part of Braeside Park for decades and has such a wealth of knowledge of every section and almost every tree that has been planted. It was amazing to drive along sections of ground that were once market gardens and even part of the original Caringal Golf Club and to see where the managers house originally stood. The wet lands area take on a new impression when the different undulations and soil conditions are explained giving answer as to why some trees survive and others just die. That entire area is a work in progress and will continue to develop with or without human intervention.

#### **A little piece of history lifted from the internet:**

##### **Failed Country Club at Braeside**

*Norman Gilding with his brother-in-law Percy Hardy took a ninety nine year lease on over a hundred acres of land on Lower Dandenong Road, Braeside in the late 1930's. Norm's daughter, Maureen Day, recalled the property was between where the Southern Golf Club is today and the Telford Stables (Braeside Park). The land prior to the Second World War was covered in scrub. "There were tall gum trees and a heck of a lot of bracken, together with wattle trees and tea tree. It was thick and bushy."*

*By the end 1928 the Syme and Werrett lands were consolidated under the ownership of the Melbourne and Metropolitan Board of Works. The Board wanted the land to construct a sewerage treatment plant to cater for the growing population in the eastern and southern suburbs of Melbourne. Werrett sold his land on April 27, 1928 receiving £16,272 for his 226 acres. The transfer of title for the Syme land took a little longer as Arthur Syme's asking price was £158,000, substantially more than the £70,000 being offered. Ultimately the matter was resolved by an arbitrator who awarded Syme £84,500. The plans of the MMBW to build a sewerage treatment plant on the newly acquired property in Lower Dandenong Road were delayed due to the economic depression of the early 1930's so the land was leased. Frederick Werrett took the opportunity to rent back what was formerly his property, to continue his market gardening activities, while the lease on the land formerly held by Arthur Syme was initially granted to racehorse trainer Harry Telford. It was here in 1930 that Telford stabled the legend in Australian racing, Phar Lap, for several weeks before his departure for the United States of America.*

The Board commenced the building of their plant at Braeside in 1939 with Albert Arthur Dunstan, Premier of Victoria officiating at the opening in October in the following year. This plant occupied only part of the land so again the stables were available for lease. Ernest Willmott took advantage of this opportunity to move his training base from Mentone to Braeside. He remained there until the MMBW required some of the training track to extend its operation. As a result Willmott moved in 1955 to a property opposite the Epsom racecourse and the horse training activities at Braeside ceased.

After approximately thirty five years the Braeside treatment plant was decommissioned following the opening of the South Eastern Sewerage Complex at Carrum.[17] In 1982 the Parks and Garden section of the Melbourne Metropolitan Board of Works, more recently known as Parks Victoria, took responsibility for the park; creating, managing and preserving a substantial part of it as a wetlands sanctuary.



Braeside Stables, 1978. Courtesy Leader Collection.



Norm Gilding wearing hat with Lawson Jones on new fairway, Braeside c1938

**The members of DVMS extend our appreciation and thanks to ParksVic management and especially to Digger for hosting such a unique experience.**

## 'Where ya been?'

**Peter & Jo Tosh** are on the move again and have started sending you all some interesting notes about their travels, together with Kevan Thomas ----- "have van, will travel".



Hi everyone

I'm writing from Kalgoorlie in WA.

We are on our way to Broome again this time heading west to Kalgoorlie then north through inland WA.

It rained here yesterday for the first time in 3 months. One last blast from a cold front before sunshine and warmth.

I still can't believe we drove the whole way in little or no wind. Heading west is usually a fight against a strong headwind.

Both SA and WA required pre approval to enter. WA had cops at the border. Both states have fantastic contract tracing systems via a phone app - so easy, so efficient.

We have had some great stop over's and camps on the way. The Head of the Bight and the Bunda Cliffs were both amazing. It's hard work drinking a G&T whilst whale and dolphin watching.

From here we are travelling through the WA goldfields, Leonora, Sandstone, Mt Magnet etc to name up few then up through Newman.

Hope you are all well

Kind regards

Peter & Jo





London bridge just outside Sandstone looking West



Kookynie pub security is a horse won't move have to push past.



Wide load stuck behind 2 of these @50kph in rain

**Kevan Thomas**

We have moved on from Moama. Minus 2 degrees this morning. Glad we got across the border before the 4pm cut off which gives us a little more freedom and do not need to comply with Vic lockdown protocols. Hardly any traffic on the Newell Highway today contrary to normal conditions. Nights here still cold but days have warmed up a bit. Lots of hoops to jump through when checking in to caravan parks, checking documents, signing documents etc. Parkes Wed for a couple of days.



**What's new in the workshop**

Once again we give thanks to Robert and the members that support him in getting the new section of the shed into a working order and sorting out the older sections. You have most likely already seen this month's reports but for those that are not on email this will fill you in on just what has been happening. It also serves as a historical record of our shed that can be sent to a wider audience via our web site.

**REPORT 17**

Monday 3 May 2021

Well, today was starting with real progress being made. Jobs that have eluded us have been finally done and we are getting to the end go them.

Vaughn and others managed to get all the rubbish and bins empties and stored in the skips.


Jake and Greg managed to get all the large timber stored in the pallet racks.

Jake climbed the scaffold and was able to paint the top front panels of the shed and it is now looking great.

We managed to get all the scoria moved and levelled out around the rainwater tanks and that job is finally completed. Timber panels were sorted out and stored in the panel rack at the rear of the shed.

Bill Stewart has started finishing off around the walkways between the poles and the corrugated iron, which will make this area look good and be safer. Ray has routed the edges of the Bird Hide seats and they will be ready for staining. Some of the angle iron racks were cut up and stored in the welding bay. The bee hive roofs were

completed. The golf cabinet was installed in the golf putting area. Engineering bench almost completed and ready for use.



Tuesday 4 May 2021

Moved the milling machine parallel to the wall.

Stacked the old hardwood fencing for the bee hotels in the racks.

Unloaded timber flooring ready to put away in the racks.

More racks welded up in Bay 7 of the extension.

The jockey wheel on the trailer was repaired. **Anyone using the trailer, please lift up the jockey wheel before towing.**

The scaffold was dismantled and stacked away. The car hoist is now vacant ready for use.



Thursday 6 May 2021

Today was a very quiet day with very few members attending.

We managed to get some of the flooring timbers put away in the racks and we were cleaning up different areas and discussed what we are doing next Monday.

### **Jobs Outstanding for Next Week**

Clean out the BBQ store and place those items that we are not using in another location ready for disposal.

Dismantle garden tool panels in the workshop and install in the BBQ store. Make a Bee Hotel sample.

Stain the Bird Hide seats. Stain the Bird Hide internal frame. Make two shelves for the Bird Hides.

**If everything seems to be going well, you have obviously overlooked something.**

## **REPORT 18**

Friday 7th May 2021

Three indicator posts were installed along the electrical and water pipeline from the Shed to the Community Garden.

Monday 10th May 2021

Fixed the plastic warning labels to the three indicator posts.

The two off the Bird Hides internals was stained as well as the timber seats.

Bill continued securing the walkways supports.

Gerard continued with the bee hives now assembling two hives.



Tuesday 11st May 2021

Started cleaning out the BBQ store and re-arranged the scaffold parts so it is easy to get out when required. The scaffold used in the workshop has been stored in the BBQ store.

The pumps, valves and irrigation filter moved to the workshop where it can be cleaned, checked, photographed and put up for sale.

Parts and timber in the BBQ store were removed to the workshop for better storage.

Eddie started making a demo Bee Hotel for the Natalie of Western Landcare. If this is successful we may have to manufacture 126 units.

Thursday 13rd May 2021

The pumps, valves and irrigation filter was washed and cleaned ready to inspect and photograph for sale.

The trailer was emptied of rubbish. The nail gun checked and tried for the bee hotel manufacture.

Jobs for this week

Monday the Park trailer will be delivered to the workshop for repair.

The Bird Hide internal frame to be stained.

Start the Bee Hotel construction.

**Hard work pays off in the future, laziness pays off now.**

## **REPORT 19**

Monday 17 May 2021

The Bee Hotels was started today with cutting up all the old fence palings and drilling the back boards. A prototype was assembled and a block machined for an assembly jig was made.

The Park trailer arrived for repair to the ramp hinges. Extra hinges were machined and the aluminium skin was removed to enable welding of the ramp.

Two more Bird Hide frames and the seats were stained with only another four panels to go.

We have experience a small leakage of our spouting and downpipes into the shed and this was sought out and rectified.

Bill finished the archives around the walkways and looks really good.

Label fitted to the trailer to indicate to “SWIVEL UP THE JOCKEY WHEEL BEFORE DRIVING” This was placed on the trailer due to the damage caused to the jockey wheel.



Tuesday 18th May 2021

Continued with the staining of the Bird Hide internal structure with another two walls completed. The old timber fencing was cut up for the Bee Hotels and all the housing components have been cut and ready to start assembly. The next items are the wooden blocks to be cut and drilled as well as some sawn branches that we may obtain from the Park. Assembled "NO PARKING SIGN and EMERGENCY VEHICLES ONLY SIGN"



Thursday 20th May 2021

Vaughn emptied the rubbish bins again today. Stained one more of the Bird Hide walls. One to do as well as the roof frames. Cut up some Bamboo to lengths ready for drilling and obtained some branches ready to be cut to length and drilled. Derek and John made some progress on an outside cupboard for the photography group installed on the South wall under the verandah. Tony and Clinton cleaned the Amenities Shed once again ready for the Friday meeting. These members do a great job along with Graham keeping this shed clean. Well done boys.

#### JOBS FOR NEXT WEEK

Finish Park trailer welding and fitting the aluminium sheet back into position.  
One Bird Hide wall and roof frames to be stained.  
The Bee Hotels to be assembled and the blocks and branches to be cut to length and drilled with random holes.  
The cut bamboo has to be drilled out to remove the soft inner centre.

**The problem with the gene pool is that there is no lifeguard.**

## **REPORT 20**

Monday 24th May 2021

Bee Hotels

Tree branches cut to length ready for drilling.

Assembly of the hotels continued nailing them together.

More Bamboo was to length and started drilling out the core.

Trailer repairs: The welding has been completed and ready for the final assembly of the aluminium cover.

Photography Cupboard: The cupboard manufacture continued with the frame almost ready for cladding.

Bee Hive Nuclear's: Cut up all the plywood necessary to make one bee nuclear hive.

Tuesday 25th 2021



Finally finished the repair to the Park trailer and was dispatched back to the Park.

The Bee Hotels continued assembly with 24 completed and balance finished soon.

Derek & Eddie went to Footscray to pickup two more steel cabinets.

Bob was laying some plywood on the top of the mobile bench.

Thursday 27th 2021

Photography Cupboard

This progressed a little further with one door fitted to the framework.



Bee Hotels: Tree branches and timber blocks, we have started drilling the various holes sizes. Only a few hundred holes to do. Assembly of the hotels continued nailing and Ray and Gary has finally finished them. We are happy to say we have now completed 50 units. More Bamboo was to length and drilling out of the core continued. Only 1200 completed and another 600 plus to do. We all love being a process worker but it keeps out of trouble.

As you can see boxes very neatly stacked and Eddie, Gary (out of sight) and Doug patiently drilling and cutting the bamboo. So diligent was the concentration that we didn't hear a boo out of them all day.

Bee Hive Nuclear's

Gerrard toiled away but could not finish in the time today. This will have to be done at home now or wait until the lock down is over.

Putting Course: One of the shade sails had shaken loose and was fitted back into its position and tensioned up.

Two new steel cupboards was also placed into position at the end of the computer bench's ready for use.

**WELL, SHEDDERS GOOD LUCK OVER THE LOCKDOWN AND KEEP WELL. I'M SURE WE WILL BE TOLD WHEN WE CAN RETURN TO OUR HAPPY RETREAT AGAIN.**

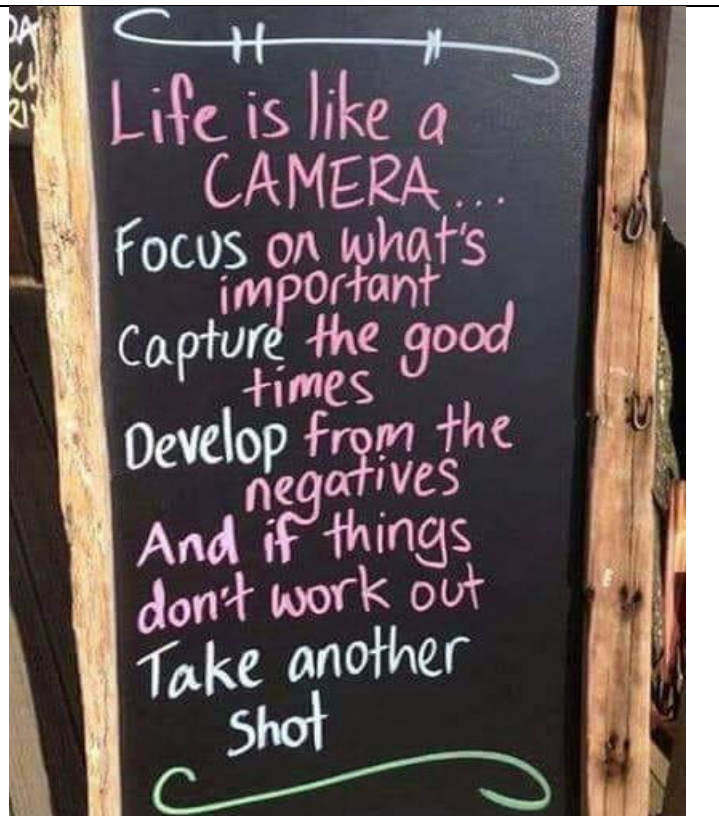
CHEERS,

Robert O'Brien



## Birthday wishes to:

Member #	First Name	Last Name	Day
65	Bernard	Warren	4
154	John	Maher	6
283	Gyula (Julian)	Laszlo	7
205	Bob	Ivison	8
40	Douglas	Robertson	11
21	Lawrie	Carlos	12
43	Rob	Isaachsen	12
179	Alan	Rimington	12
160	William (Bill)	Argent	13
300	Graham	Lucas	14
198	Peter	Holt	15
28	David	Robertson	18
162	Des	McCoy	18
59	Colin	Nash	19
135	Robert	Muir	25
56	John	Newman	27
200	Graham	Giulieri	30
268	Graham	Osborne	30



\*\*\*\*\*



**Manny Francis**  
Member 36

It is with much sadness that members are advised of the passing of Manny Francis, one of our early members, on Wednesday May 26th. He had been battling Leukaemia for 4 years. Manny was member number 36, having joined the shed in July 2013.



Flowers & card for Dianne Frances  
Thanks to John Prestt for arranging.

\*\*\*\*\*

**Now a special request just to you...** how about putting pen to paper and submit an article to OUR newsletter. We greatly appreciate contributions from those members that are travelling the country and I am sure that everyone acknowledges the fantastic work that Robert O'Brien is doing in not only getting the shed projects carried out but also for his detailed reports that are presented every week keeping everyone up to date on what is happening.

**So how about your contribution?** What are you doing during lockdown, what would you be doing if Covid went away permanently, what new interests have you developed, what's growing in your garden, are you becoming a cook. Surely you have something worth commenting on. Send a photo to add to the effect but just do it.

Send your article for next month's newsletter to [akilby@bigpond.net.au](mailto:akilby@bigpond.net.au)

# SPONSORS / DONORS

The members of the Dingley Village Men's Shed wish to express their appreciation to our wonderful local sponsors and generous donors



Brilliant Heat. Beautiful to Watch.  
**Jetmaster**



**Bunnings, Keysborough**



**Woolworths,  
Dingley Village**



**Spring Park Golf Course,  
Dingley Village**



**Padre Pizza, Dingley Village**



**Dingley Village**



**All Souls Opportunity Shop,  
Sandringham**



**Mentone**





Lexington Gardens



Lions Club, Dingley Village



Country Women's Association,  
Dingley Village



**Independent  
Body Corporate  
Management**

Independent Body Corporate  
Management, Dingley Village



Jenan Traders Pty Ltd,  
East Bentleigh



Dingley Village  
Community Association





## Move to a local bank.

When you move your banking to Dingley Village **Community Bank®** Branch you'll have access to great banking products, premium customer service and a deeper satisfaction of knowing your banking is making great things happen within your community.

**Drop into your nearest branch at 11/79 Centre Dandenong Road, Dingley Village or phone 9551 6111 to discover the impact your banking can have.**



[bendigobank.com.au](http://bendigobank.com.au)



Supporting your community

[bendigobank.com.au](http://bendigobank.com.au)

Bendigo and Adelaide Bank Limited, ABN 11 068 049 178 AFSL/Australian Credit Licence 237879. A232496-06 (466268\_v1) (26/03/2019)