



# Dingley Village Men's Shed Inc.

Inc: A01 02864R

PO Box 32, DINGLEY VILLAGE, VIC. 3172

email: [secretary@dvms.org.au](mailto:secretary@dvms.org.au)

ABN: 63 521 219 011

web: [www.dvms.org.au](http://www.dvms.org.au)

## FEBRUARY 2023 NEWSLETTER

**Happy Lunar new year** - especially for the rabbits of Braeside Park.

Saying goodbye to the Tiger, we enter the Year of the Rabbit on January 22, 2023.

Millions of families worldwide are preparing celebrations for one of the year's biggest festivals.



With the reopening of the shed on January 6th, it was great to see such a good turnout of members for our usual Friday get together. Covid is still around and it obviously stuffed up a few members Christmas celebrations. Several of our members have hit the high seas and are cruising around various parts of Australia and beyond so we wish them all well. The workshop is back in action where many of our members are enjoying the facility that this provides.

We don't have any group activities in the pipe line at the moment so if you have any suggestions have a word with President Geoff or any of the committee and see if it can get started - it's up to each and every one of us to contribute.

Over the past few months, our newsletter has taken the opportunity to "look back" over our past ten years of operation which serves two purposes - original members can reminisce the work that was put in to get to where we are now and newer members will hopefully be inspired to maintain the legacy that has been provided. Robert O'Brien coordinates the A Team of workers who are responsible for so much of the work throughout Braeside Park. His meticulous record keeping forms an important part of our history and needs to be kept and appreciated not only by DVMS members but also by ParksVic management both present and merging. DVMS have proven to be a wonderful tenant.

### **PARK PROJECTS COMPLETED BY DINGLEY VILLAGE MEN'S SHED**

- 1 Spread playground mulch around playground.
- 2 **Lagoon & Inlet Pit**
  - 2.1 Manufactured safety screens and installed over pits.
- 3 **Telford Toilets**
  - 3.1 Make tank boxing and level with sand and install 500-litre tank.
  - 3.2 Run rainwater pipe from rainwater tank pump at DVMS to toilet block tank.
  - 3.2 Connect toilet block pump to the supply tank and the toilet cisterns.
- 4 **Park Furniture**
  - 4.1 Manufactured ten picnic tables from pier timbers.
  - 4.2 Manufacture concrete boxing and install at locations.
- 5 Lagoon Pit & Sluice Gate repaired.

**6 Stable Rebuild**

- 6.1 Dismantle stable.
- 6.2 Construct frame.
- 6.3 Clad frame with fence palings as per original.
- 6.4 Assist digger with cladding metal roof.
- 6.5 Painted two coats of timber stain to internal and external walls.



**BEFORE**



**AFTER**

**7 Karkarook Park**

- 7.1 Information signs were removed with the aluminium mesh from dragon fly structure.
- 7.2 Graffiti was removed from the signs and mounted on a steel frame structure.



**8 Viewing Platform**

- 8.1 dismantled & removed original structure.
- 8.2 Constructed new platform from pier timbers.



- 9 Ten outside Park seats manufactured and installed around the park.



- 10 Training Track Railing Research.
- 11 Pelican Stand manufactured for the Visitors Centre
- 12 Karkarook Path removed with a portion of the viewing platform.
- 13 Parks Amenities Shed
  - 13.1 Started connection of a rainwater tank.
  - 13.2 Repaired the ceiling in the Rangers lunch room.
- 14 Removable bollard hole cover plates manufactured.
- 15 Forty Koala Boxes manufactured.

## DINGLEY VILLAGE

## Shed men box up aid for koalas


MEMBERS of Dingley Village Men's Shed have worked tirelessly to help one of Australia's most iconic animals.

The Men's Shed constructed 40 specialty koala boxes for Parks Victoria which need them to transport the furry creatures.

Men's Shed project director Graeme Chalmers said the boxes were the biggest job the group had undertaken.

"It was definitely all hands on deck - we had 20 men working on the project at one time or another," Mr Chalmers said. "We have tradies, we have plumbers, electricians, we even have a doctor and an airline pilot and they all love working with wood."

Mr Chalmers said the men were rapt to have been involved in such a big project.



Cabinet maker Norm Nicol and retired builder Graeme Chalmers with koala boxes. Picture: JASON SAMMON



- 16 Robin Shelter repairs
- 17 Picnic tables 2017
- 18 Playground repairs.
- 19 Karkarook Seat. No.1 manufactured and installed.
- 20 **Lysterfield Park**
  - 20.1 Machined 600+ timber boards for refurbishing the Park furniture.
- 21 **Braeside Park Sewage**
  - 21.1 Checked the pumps
  - 21.2 Replaced the pump controller.
  - 21.3 Checked all the existing pip
- 22 Visitor Centre Drain unblocked and repaired broken pipe.
- 23 Karkarook Seat No.2 manufactured and installed.
- 24 Robin Shelter Coat & bag hangers manufactured and installed.
- 25 **Braeside Playground Repairs.**
  - 25.1 Removed rotten post.
  - 25.2 Replaced several walk boards
- 26 Park Trailer Repair
- 27 Phar Lap Researched Information
- 28 Telford Male Toilet repaired damaged walls.
- 29 Burnley Park seats for the climbing wall.

## 30 COMMUNITY GARDEN



- 30:1 Manufacture and installation of raised beds.
- 30:2 Rainwater tank border and scoria fill.
- 30:3 Rainwater tank installation and plumbing.  
Connection of pump to the DVMS tank.  
Temporary water pipeline installed.
- 30:4 Garden shed erection.
- 30:5 Mains water connection.
- 30:6 Rainwater tank pipe connected to garden.
- 30:7 Irrigation system design.
- 30:8 Potting table manufacture.
- 30:9 Native bee hive and trench posts and identification labels.



## 31 Cattle Race

- 31.1 Install boards on cattle race.
- 31.2 Straighten steel pipe gates.
- 31.3 Hang and raise gates above ground level.

32 Bird hide repaired damaged fence.

33 Visitor Centre sink drainage pipe replaced due to rat damage.

## 31 Cattle Race

- 31.1 Install boards on cattle race.
- 31.2 Straighten steel pipe gates.
- 31.3 Hang and raise gates above ground level.

32 Bird hide repaired damaged fence.

33 Visitor Centre sink drainage pipe replaced due to rat damage.

34 Road Smugger manufacture.

35 Friends of Braeside Park repaired rafters in the nursery.

36 Visitor Centre casters mounted on the bird display.

37 Male Telford Toilets unblock the urinal.

38 Horse trough repaired damaged mains water supply.



39 Staining timber carvings.

## 40 BIRD HIDE



- 40.1 Design and quote.
- 40.2 Purchase sheds.
- 40.3 Erect sheds in house.
- 40.4 Stain shed internal walls and structure.
- 40.5 Manufacture shed seating and shelves.
- 40.6 Erect the first shed on site.



40.7 Repair faulty concrete pad and pour new pad on top.

40.8 Erect the second shed on site

40.9 Install another external seat next to the hide and landscape general area.

41 Shed Door Repairs to the Chlorine building and Compound sheds.



**42** Steel Frame Picnic Tables dismantled and refurbished.



**43** Park Children Libraries manufactured and installed at Braeside and Karkarook playgrounds.

**44** **PARK BOAT**

- 44.1 Installed electric outboard motor.
- 44.2 Installed battery box, battery and wiring.
- 44.3 Installed bilge pump and controller.
- 44.4 Installed fire extinguisher and safety equipment.
- 44.5 Installed handrail ropes around the gunwales.
- 44.6 Adjusted trailer to suit the boat.

**45** Two Display Boards dismantled and repaired.

**46** Bee's in Park removal of the swarm in the hydrant.

**47** Karkarook Male Toilet door refitted to the architraves.

**48** Red Gum Toilet architrave repair

**49** Frankston Park design & quote furniture manufacture and installation.

**50** Burnley Seat Project design & quote.

**51** Playground fence repaired.

**52** Sparrow car park shelter re-located picnic tables and fastened to the floor in the shelter



**53** Installed the new signs around the Park.



- 54. Red Gum**  
 54.1 manufactured and installed new timber picnic table.  
 54.2 refurbished all other tables.

**55** Painted lines in the car park and roadways.

So that gives a good cover of the activities undertaken and the following details put an actual manpower record to achieve them - just put a hourly \$ amount to this and you can quickly realise what a benefit ParksVic have by allowing DVMS to occupy Braeside Park.

Qty	Work Completed	No. Men	Hours	S/Total	Total
<b><u>KEYSBOROUGH GOLF CLUB PICNIC TABLES</u></b>					
3	1800mm Picnic tables to be manufactured				
	Cut up timber to length and size	7	3	21	21
	Machined timber to size, engraving and routing	6	3	18	18
	Drill all timber and stain	1	3	3	3
	Continue drilling and assemble table parts	4	3	12	12
	Continued machining and drilling components	5	3	15	15
	Stained first table and assembled second table	4	3	12	12
	Second table seats completed	3	3	9	9
	First table picked up. Second table continued and stained underneath. Third table machined parts.	4	3	12	12
	Continued machining third table parts and staining	5	3	15	15
	Assembled third table	3	2	6	6
	<b>Total</b>			<b>123</b>	
<b><u>PARKS STEEL FRAME TABLE RENOVATION</u></b>					
10	Started steel frame tables	4	3	12	12
	Steel frame tables	4	3	12	12
	First and second table stained	1	2	2	2
	First table second coat of stain	1	1	1	1
	Third table dismantled and machined.	3	3	9	9
	Third table timber fitted and first stain applied	2	3	6	6
	Third table second coat of stain & dismantled fourth table	3	3	9	9
	Forth and fifth table completed ready for staining	5	3	15	15
	Sixth table stripped and machined boards.	3	3	9	9
	Assembled the table boards and stained	4	3	3	12
	<b>Total</b>			<b>87</b>	
<b><u>PARKS COMMUNITY LIBRARY</u></b>					
2	Started Community Library	2	2	4	4
	Continued cutting plywood and started assembly	1	4	4	4
	Cutout roofs and continued assembly	1	3	3	3

	Assembled housings	1	4	4	4
	Continued assembly and painting	1	4	4	4
	Finished assembly and painting	1	5	5	5
	Engraved doors	1	2	2	2
	Visited Karkarook and chose site for installation	1	2	2	2
	Cut,machined and painted post to size for Karkarook	1	1	1	1
	Mounted library on to post	1	2	2	2
	Installed library at Braeside Park playground	3	1	3	3
	Installed library at Karkarook Park playground	4	1	4	4
	<b>Total</b>			<b>38</b>	
	<b><u>REFURBISHMENT OF DISPLAY CABINETS</u></b>				
2	Remove display and glass windows	3	3	9	9
	Clean windows, sand and stain cabinet	3	3	9	9
	Dismantle second display cabinet & remove display	2	3	6	6
	Sand cabinet and window frame.	2	3	6	6
	Complete sanding, stain cabinet and roll over to remove display and window on opposite side	2	3	6	6
	Sand window frame, cabinet and stain	2	2	4	4
	Assemble cabinet and clean acrylic windows	2	3	6	6
	Final coat of stain for second display cabinet	1	1	1	1
	<b>Total</b>			<b>47</b>	
	<b><u>PARKS BOAT FIT OUT AND REPAIRS</u></b>				
1	Started installation of electric motor	4	3	12	12
	Motor installed and battery installation started.	5	4	20	20
	Accessories installed and wiring commenced	3	3	9	9
	Bilge pump controller manufactured	1	3	3	3
	Bilge pump & controller installed	1	2	6	6
	Electrical wiring completed	3	2	6	6
	Fitted a battery isolation switch and anchor cleat	2	1	2	2
	Spliced rope with eye bolts	1	2	2	2
	Fitted rope and eye bolts to gunwhale	2	2	4	4
	<b>Total</b>			<b>64</b>	
	<b><u>PARKS CHEM STORE &amp; COMPOUND DOOR REPAIRS</u></b>				
1	Repair door on Chlorine store	3	3	9	9
1	Removed & repaired Compound shed door	3	3	9	9
	Continued to secure doors permanently	2	2	4	4
	Bent steel door catch and fitted it to the door	2	2	4	4
	<b>Total</b>			<b>26</b>	
	<b><u>DANDENONG PRIMARY KINDERGARTEN</u></b>				
87	Machined and sanded blocks	3	3	9	9
	Continued sanding & staining the blocks	5	3	15	15
	Repaired five boxes & stained	4	3	12	12
	<b>Total</b>			<b>36</b>	
	<b><u>KARKAROOK MALE TOILET DOOR</u></b>				
1	Replace damaged hinge and refit door	3	1.5	4.5	4.5
	<b>Total</b>			<b>4.5</b>	
	<b><u>PLAYGROUND FENCE SUPPORT</u></b>				
1	Replaced fence support as required	3	2	6	6
	Painted the fence	3	1	3	3
	<b>Total</b>			<b>9</b>	
	<b><u>REPLACE ARCHITRAVE ON RED GUM MALE TOILET</u></b>				
1	Make and replace architrave	2	2	4	4
	<b>Total</b>			<b>4</b>	

**RELOCATE TABLE IN SPARROW SHELTER**

1	Inspect and measure table fasteners	2	0.5	1	1
	Moved table and installed two other tables	4	2.5	10	10
	Concreted original table holes	2	2	4	4
	<b>Total</b>			<b>15</b>	

**FRANKSTON RESERVOIR FURNITURE & GYM**

1	Design and quote to requirements	1	5	5	5
	Continued quote	1	3	3	3
	Continued quote	1	3	3	3
	Continued quote	1	1	1	1
	Continued quote	1	8	8	8
	<b>Total</b>			<b>20</b>	

**BAUBLES FOR DANDENONG PRIMARY KINDERGARTEN**

150	Machine 60mm Baubles, sand smooth and stain.	1	2	2	2
		1	2	2	2
		1	2	2	2
		1	4	4	4
		1	4	4	4
		1	4	4	4
	<b>Total</b>			<b>18</b>	

**BAUBLES FOR KINGSWOOD PRIMARY**

110	Machine 100mm Baubles, sand smooth and stain.	1	3	3	3
		1	4	4	4
		1	3	3	3
		2	3	6	6
		1	3	3	3
		1	1	1	1
		1	1	1	1
		2	2	4	4
		1	1	1	1
	<b>Total</b>			<b>26</b>	

**REPAIR BROKEN LOCK FOR FRIENDS OF THE PARK**

1	Try to remove the broken key	2	0.5	1	1
	<b>Total</b>			<b>1</b>	

**BAUBLES FOR DVNC LITTLE VILLAGERS**

50	Machine 100mm Baubles, sand smooth and stain.	1	3	3	3
		1	3	3	3
		1	4	4	4
		1	4	4	4
		1	3	3	3
125	Machine 75mm Baubles, sand smooth and stain.	1	4	4	4
		1	2	2	2
		1	4	4	4
		1	4	4	4
		1	2	2	2
	<b>Total</b>			<b>33</b>	

**BAUBLES FOR JACKS AVENUE KINDERGARTEN**

45	Machine 100mm Baubles, sand smooth and stain.	1	4	4	4
		1	3	3	3
		1	2	2	2
		1	3	3	3



		1	4	4	4
		1	2	2	2
		1	4	4	4
	<b>Total</b>			<b>22</b>	
	<b><u>BAUBLES FOR MARCUS ROAD KINDERGARTEN</u></b>				
105	Machine 100mm Baubles, sand smooth and stain.	1	3	3	3
		1	2	2	2
		1	3	3	3
		1	4	4	4
		1	3	3	3
		1	2	2	2
45	Machine 60mm Baubles, sand smooth and stain.	1	4	4	4
		1	2	2	2
	<b>Total</b>			<b>23</b>	
	<b><u>BURNLEY BACKED SEAT</u></b>				
1	Costing for backed seat and quote	1	3	3	3
	<b><u>SECOND BIRD HIDE ERECTION</u></b>				
1	Prepare concrete base	4	2	8	8
	Pour concrete base	5	3	15	15
	Break up boxing and cleanup area ready for erection				
	Erect birdhide on site	6	5	30	30
	Fix flashings & roofing	6	2	12	12
	Cleanup and landscaping	6	5	30	30
	Continue landscaping of site	5	2	10	10
	Continue landscaping of site	4	2	8	8
	Install seat outside birdhide	6	1.5	9	9
	<b>Total</b>			<b>122</b>	
	<b><u>MORDIALLOC LIFESAVING REELS</u></b>				
2	Dismantle and clean reels	3	3	9	9
	Make support brackets	2	3	6	6
	Install brackets	2	3	6	6
	Brake to be lined, Finish brackets	3	3	9	9
	Measure & list all parts required	1	1	1	1
	Shopping for parts	1	1	1	1
	Cutout drum ends and bracket	1	2	2	2
	Make new shaft and fit to drum	1	2	2	2
	Welded shaft and assembled reel 1 drum	1	3	3	3
	Removed paint on reel end plates	1	2	2	2
	Shopping and made new rubber extrusions for reel	1	1	1	1
	Fitted rubber on reels and fastened end plates to reel	1	2	2	2
	Machined and adjusted reel stops	2	2	4	4
	Installed all parts on reel 1 and wound reel	2	1	2	2
	Reel 2 Bored out bearing housing	1	2	2	2
	Made bushes and installed housing on reel	2	2	4	4
	Fitted brakes to both reels	1	2	2	2
	<b>Total</b>			<b>58</b>	
	<b><u>TOTAL</u></b>				<b><u>779.5</u></b>
	<b><u>TOTAL HOURS IN PARK</u></b>				<b><u>440.5</u></b>

**OUTSTANDING PARK PROJECTS TO BE COMPLETED**

- 2 Seats to be installed in the wetland
- 1 Sign on first Bird Hide and screws into fascia boards
- Vent holes drilled in front top board

## 'Where ya been?'



Den McKeegan

# LONDON CHRISTMAS HOLIDAY

Christmas 2022 is one we will never forget. We arrived in London on a Saturday morning at 5.00 a.m, where the temperature was -5°, to see snow from a recent arctic blast. It was amazing to see before the rain washed it all away the following day.



The most needed clothing accessories were a thick coat, scarf, beanie and gloves, with the constant chill in the air. After a few days catching up with our son and daughter in law and seeing their new 17<sup>th</sup> century house in a small village called Crazies Hill, south west of London, we travelled into London for 3 days to experience the Christmas environment there. It might be cold, but the lighting, markets and shop decorations particularly in places such as Harrods and Fortnum and Mason were brilliant.

Christmas Eve back at the house, we went to a local farm to collect the turkey and spent the day in Marlow, a beautiful town nearby. Church on Christmas Eve was followed by a visit to the local pub in Henley. Christmas morning was a

traditional C of E church service which included Christmas bingo based on the sermon before the full turkey lunch and brandy lit pudding. The weather only allows for indoor games after. The next day we had left overs and a 4.5 km walk each way to one of the local pubs, a 9.0 km walk in total through laneways, properties and quite muddy and slippery in many places.



The following day we set off to Paris on Eurostar with our son and his wife. It was great to revisit the Eiffel Tower, the Arc de Triomphe, visit the Pantheon and walk all of Paris, so it seemed.

One of the highlights was a most beautiful dinner, translated to us, in a packed restaurant, very fitting of Paris.

Back to the UK for New Year, where we went with our daughter in laws family to a gastro pub in another small village called Shurlock Row, for a New Year's Eve tasting menu dinner. A great night was had by everyone.


Having been taken to Cliveden House for lunch and also Waddesdon House to see the night lights spectacular which was synchronized with classical music, we also went to Basildon Park for a look through the amazing house before having afternoon tea. All these places are set up with Christmas decorations and lights which adds to their character.

We also went to Brooklands Museum, which has a large display of vintage cars including Formula 1, vintage buses, trams and also went inside the British Airways Concorde jet while also looking at a video of the original flight and the amazing stats that the plane could fly.



One of our Christmas presents was tickets to see Abba Voyage at the purpose built Abba arena, next to London's Olympic Park. Fantastic, one of the highlights of the holiday! The music, lighting and sound was amazing.

Then it was off to Amsterdam ourselves for 3 days on Eurostar, it was great. The system of canals that we toured is amazing. We also went on a tour of Anne Frank's house that was full of so much history and we saw how the family survived for 2 years hiding in a very small house as it was also used by Anne's father as a business during the day, so no one could make any noise until all the workers had left for the day. I followed this with a Heineken tour along with sampling a few of its beers. Of course seeing the red light district at night is a tourist must see. The final day in Amsterdam we went to the Van Gogh Museum to see many of his and other paintings before it was back to the UK on Eurostar.



We returned that night to see one of the big EPL soccer games between Chelsea and Manchester City, which was a great experience. The supporters are extremely passionate about the game with constant singing of different tunes with the words often changing based on what is happening on the ground. It is a very different atmosphere to the AFL. The opposing supporters are allocated a small area of the ground and separated from the home team supporters. It was a pleasure not to be interrupted by people going in and out with beers during the game as you had to consume your alcohol next to where it was purchased. It was interesting to see before the game and half time the sprinklers are turned on. The reason for this is when the ball lands on the grass, it skids quickly to keep the game moving. As you can see in the picture below, we sat at The Shed End, quite appropriate.

We spent the next day at Henley, of course having lunch at the pub next to the Thames where the rowing regatta is held each year. A farewell dinner was held for us with our daughter in laws family.

On the final day we toured the surrounding villages and towns of Berkshire for the last time and it was sadly time to return home. It was an amazing holiday, one we will always remember.

\*\*\*\*\*



I recently spent \$6,500 on this registered Black Angus bull. I put him out with the herd but he just ate grass and wouldn't even look at a cow. I was beginning to think I had paid more for that bull than he was worth. Anyway.....I had the Vet come and take a look at him. He said,, the bull was very healthy, but possibly just a little young, so he gave me some pills to feed him once per day. The bull started to service the cows within two days..... all my cows! He even broke through the fence and bred with all of my neighbour's cows! He's like a machine! I don't know what was in the pills the Vet gave him ... but they kind of taste like peppermint.

# Farmer's market

## DVMS members Did It Again!!

On Saturday January 21<sup>st</sup> 2023 and at very short notice our shedders rose to the occasion and did a magnificent job.

The event was the January Farmer's Market at the Dingley Village Neighbourhood Centre (DVNC), Dingley Library precinct in Marcus Road.

Our early morning crew had all the signs, tables, chairs, bins, barricades etc. out well in advance of the 8.30am opening of the market.

With the traders including produce direct from farmers, small goods, coffee, honey etc. complimented by many craft stall holders as well it really was a terrific display and drew a most appreciative crowd of local shoppers.

We have noticed the market growing both in popularity with traders and the public alike.

Our participation is greatly appreciated with the manager of the market confirming our involvement and providing future dates for the balance of calendar 2023.

These dates are always the third Saturday in the month as follows :-


**February 18<sup>th</sup>, March 18<sup>th</sup>, April 15<sup>th</sup>, May 20<sup>th</sup>, June 17<sup>th</sup>, July 15<sup>th</sup>, August 19<sup>th</sup>, September 16<sup>th</sup>, October 21<sup>st</sup>, November 18<sup>th</sup> and December 16<sup>th</sup>.**

We find that two groups of members is the optimum on the day. The first being from 7am - 9am and the second from noon to 2pm. Two groups of 4 -6 is all that is required on the day. So mark your diaries and preferred shift so that you too can participate and wave our DVMS flag.

So it really is an easy 2 hours, confirms the benefit we the DVMS provide to our community and generates valuable funds which benefit all DVMS members.



Many thanks to our early shift of Ian Jacobsen, John Bailey, Paul Brennan and Geoff Hergt then our second shift of Ron Wood, Gary Bolton, Joe Pittorino, Paul Brennan and Geoff Hergt.



**Membership fees for 2023 were due for payment in January ... if you still haven't got around to making your payment please get in quick. \*\*\*There is no prize for being last\*\*\*.**

## What's new in the library

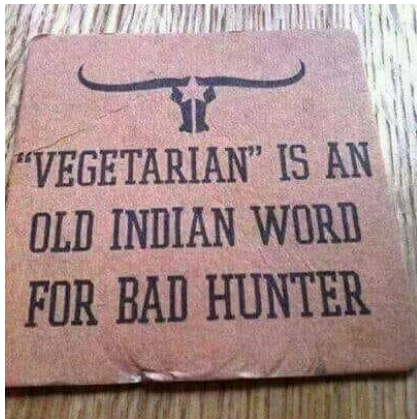
Our appreciation goes out to Geoff for keeping our library informative

### TITLE

Biographic Austen Jane Austen.  
 The Best of Bevan Michael  
 Ashes Glory  
 Chappelli -  
 Martin Crowe -  
 Tragedy  
 Mel Gibson  
 On the Edge:  
 Recollections of a Bleeding Heart  
 Grace Kelly Grace Kelly.  
 Biographic Shakespeare William Shakespeare.  
 Chief Justice  
 Goodbye Natalie, Goodbye Splendour

### NOTES

Great lives in graphic form  
 Bevan's most memorable matches. 206p.  
 Allan Border's own story. 159p.  
 The Cutting Edge Ian Chappell. 184p.  
 Tortured Genius Martin Crowe - NZ batsman. 271p.  
 Gibb Brothers. 282p.  
 Mel Gibson. 88 pages  
 My Story Richard Hammond. 309p  
 Paul Keating  
 A life in pictures.  
 Great lives in graphic form  
 Earl Warren  
 Natalie Wood. 385p



Missing dog. If anyone ceasar, lettuce know



## Birthday wishes to:

First Name	Last Name	Day	
Geoffrey	Palfreman	1	<p><b>M</b>y neighbour was working in his yard when he was startled by a late model car that came crashing through his hedge and ended up in his front lawn. He rushed to help an elderly lady driver out of the car and sat her down on a lawn chair. He said with excitement, "You appear quite elderly to be driving." "Well, yes, I am," she replied proudly. "I'll be 97 next month, and I am now old enough that I don't even need a driver's license anymore." "You don't need a driver's license anymore?!?" That's right! The last time I went to my doctor, he examined me and asked if I had a driver's license. I told him 'yes' and handed it to him. He took scissors out of the drawer, cut the license into pieces, and threw them in the waste basket, saying, 'You won't need this anymore'. So I thanked him and left!"- <b><i>"Do not regret growing older. It is a privilege denied to many."</i></b></p>
Roger	Doherty	2	
Dave	Bynion	2	
Chris	Geary	3	
Roger	Dobbie	4	
John	Stewart	7	
John	Hall	9	
Greg	Stokoe	11	
Michael	Milan	12	
Tony	Ford	14	
Ray	Chadwick	14	
David	Hobby	21	
Geoffrey	Tate	27	
Hugh	Wallace-Michell	29	



## We're About to Turn Ten Years Young!!

**Yes, on February 17<sup>th</sup> 2023 we will celebrate our shed's 10<sup>th</sup> Birthday.**

The announcement has been made to members, all the invites have gone out to dignitaries, sponsors, supporters etc.

So here are the details if you haven't got them already :-

Date	: Friday February 17 <sup>th</sup> 2023
Venue	: Our Amenities Shed (where we have our Friday morning meetings) Braeside Park.
Time	: 10.30am - 1.30pm
Food & Beverages	: Sandwiches and soft drinks will be provided, if you fancy something a little stronger then BYO.
Invitees	: All members, partners, dignitaries, sponsors (as above), other Men's Sheds in our Local Govt Area (LGA).
Cost	: It is a no cost to you event, our shed will pay for the "Food and Beverages."

This is a celebration of the first ten (10) years of our club's life. The intention is to share that celebration with as many of our members, partners and supporters as possible.

***To assist catering what we need from you is an indication of the numbers attending ie. you and your partner, or perhaps, just yourself. Please advise either Secretary Paul or myself asap. Our contact details are Paul [secretary@dvms.org.au](mailto:secretary@dvms.org.au) or myself at [geoffrey.hergt@bigpond.com](mailto:geoffrey.hergt@bigpond.com) or mobile 0438 433 424.***

We have come a long way in the past 10 years so this is our opportunity to share that success with those nearest to us who in many cases have supported the growth and development of our shed without actually being there like us on a weekly basis.

You will note that the celebrations commence at 10.30am. That will give us enough time to have our regular meeting beforehand so that those who have other commitments can leave when they need to but still be up to date with shed activities.

I and your committee hope to see as many of you as are able to be with us.

Cheers,  
Geoff Hergt  
President.

# SPONSORS / DONORS

The members of the Dingley Village Men's Shed wish to express their appreciation to our wonderful local sponsors and donors.



**Bank Local**

## Move to a local bank.

When you move your banking to Dingley Village **Community Bank**® Branch you'll have access to great banking products, premium customer service and a deeper satisfaction of knowing your banking is making great things happen within your community.

Drop into your nearest branch at **11/79 Centre Dandenong Road, Dingley Village** or phone **9551 6111** to discover the impact your banking can have.

**Bendigo Bank**  
Bigger than a bank.

[bendigobank.com.au](http://bendigobank.com.au)

Bendigo and Adelaide Bank Limited, ABN 11 068 049 178 AFSL/Australian Credit Licence 237879. A232496-06 (466268\_v1) (26/03/2019)

Supporting your community  
[bendigobank.com.au](http://bendigobank.com.au)



Brilliant Heat. Beautiful to Watch.



Keysborough



Buxton Dingley Village branch



Mentone



Dingley Village



Dingley Village



Dingley Village



**Independent  
Body Corporate  
Management**

Dingley Village

